

---

# 2025 RURAL NEVADA EMS SURVEY KEY TAKEAWAYS AND HIGHLIGHTS

Amanda Brown, MPH

University of Nevada, Reno School of Medicine Office of Statewide Initiatives



University of Nevada, Reno

**School of Medicine**



University of Nevada, Reno  
**School of Medicine**  
Nevada State Office of Rural Health



**NEVADA HEALTH  
WORKFORCE**  
RESEARCH CENTER



**NEVADA HEALTH  
SERVICE CORPS**

### **Nevada Instant Atlas**

County-Level Health Workforce and Population Health Database



University of Nevada, Reno  
**School of Medicine**  
Area Health Education Centers



University of Nevada, Reno  
**School of Medicine**  
Project ECHO



University of Nevada, Reno  
**School of Medicine**

# PURPOSE

Identify factors that affect people's well-being

- Common Health Conditions
- Access to Healthcare
- Social
- Environmental

## Outcomes

- Understand Community Needs
- Have First Account Data
- Focus Efforts
- Collaborate

---

## Identify Factors Impacting Health



---

Open

- September 2, 2025

Closed

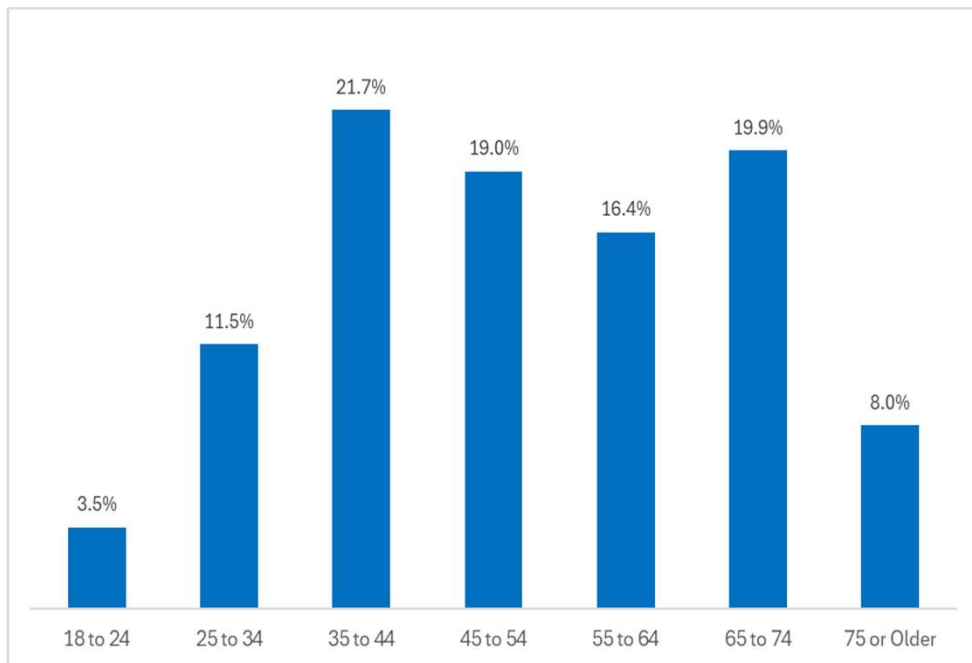
- October 26, 2025

233 Responses

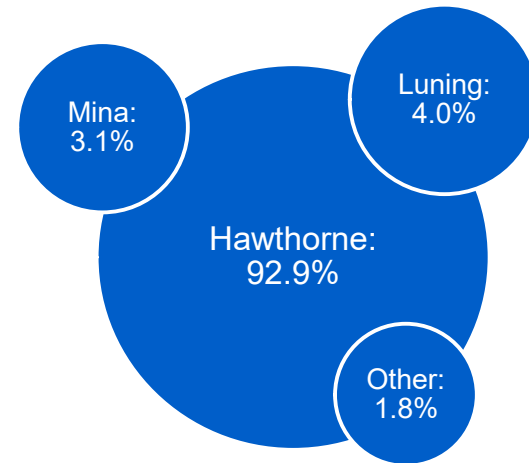
- 33 Paper
- 200 Online
- 98.5% completion rate
  - 169 Surveys 100% complete

# Population: 4,528

## What is your age? (Q25)



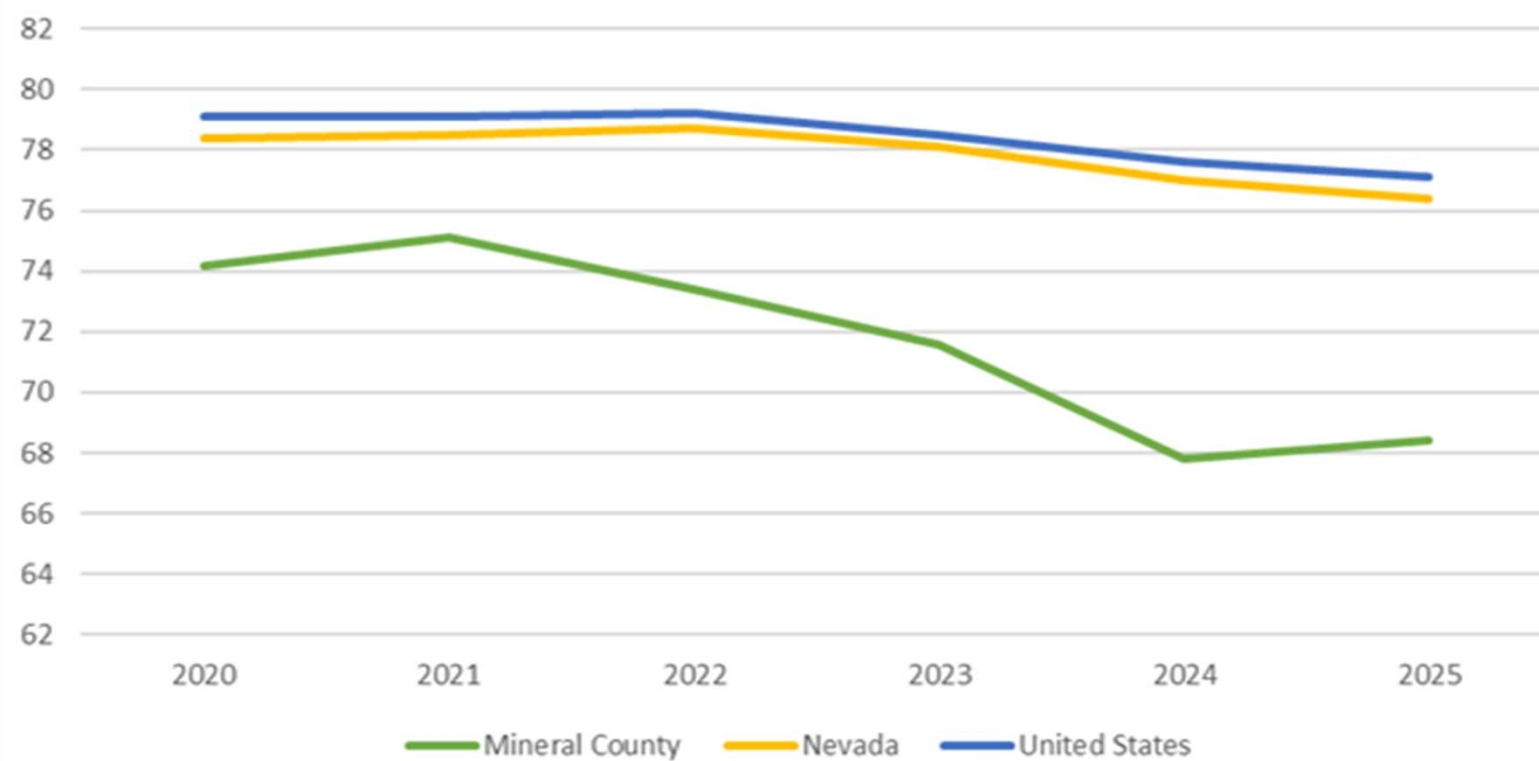
## What is your zip code? (Q26)



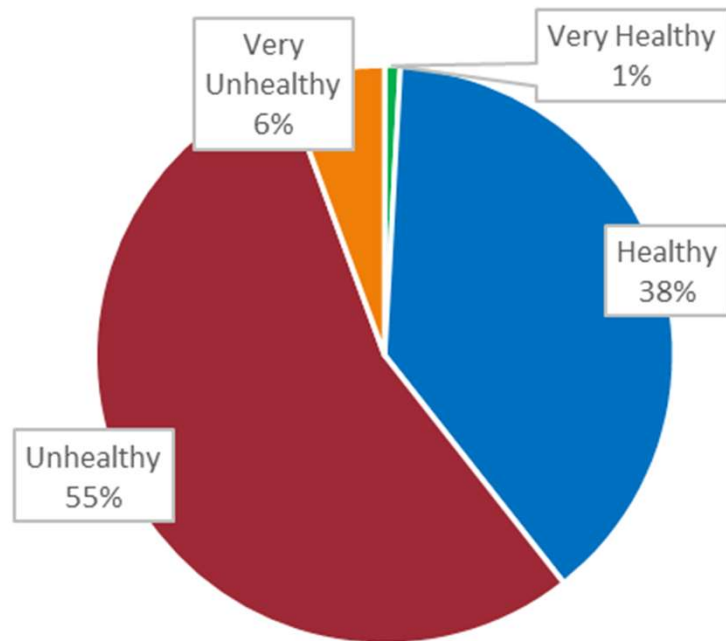
## Have you served in the military? (Q24)

- No: 91.6%
- Yes: 8.4%

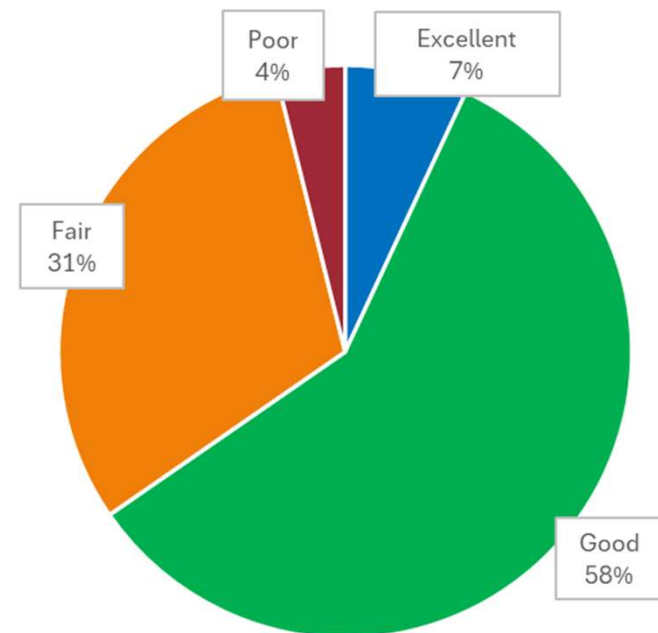
Life Expectancy of Mineral County, NV Residents  
in Years - 2020 to 2025



In the most general terms, how would you rate the overall health of our community?  
(Q3)



How would you rate your personal health?  
(Q6)





What about living here contributes to people's health and well-being in a positive way? (Q1)

- **Rural Lifestyle & Small-Town Atmosphere: 25.1%**
- **Social & Community Support: 25.1%**
- **Healthcare Access & Quality: 23.7%**
- Outdoor Recreation and Open Spaces: 20.0%
- Environmental Health: 12.8%
- Community and Economic Resources: 7.8%
- Other: 5.0%

Most important factors for a healthy community and a good quality of life (Q5)

- Access to health care: 51.9%
- Good jobs and healthy economy: 26.4%
- Affordable housing: 26.0%
- Healthy behaviors and lifestyles: 23.4%
- Clean environment: 18.6%

## Top Three Health Needs Identified by Respondents (Q2)

- **Access to healthcare services: 40.5%**
- Mental Health/Behavioral Health: 24.1%
- Cost of healthcare: 23.7%
- Housing (rental, utility assistance): 22.4%
- Aging-related problems (arthritis, hearing loss): 20.7%


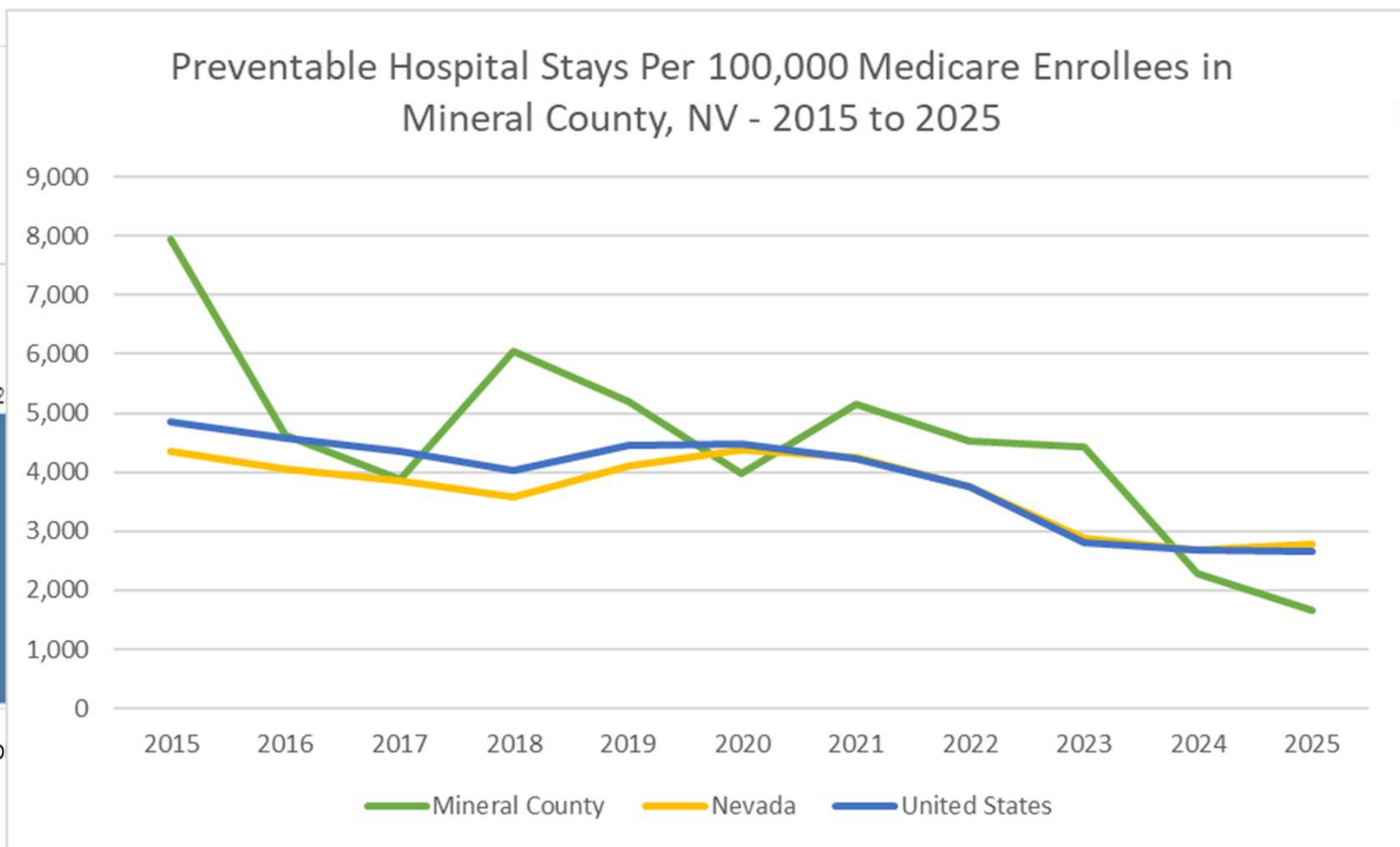
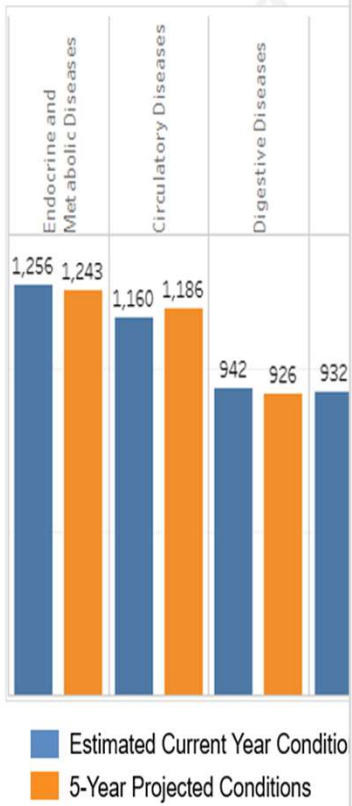
## What about living here contributes to people's health and well-being in a negative way? (Q4)

- **Lack of Resources and Activities in the Community: 22.3%**
- **Request for More Specialists: 21.0%**
- **Abuse or Use of Tobacco, Drugs, and/or Alcohol: 18.3%**
- **Behavioral & Social Health Challenges: 15.6%**
- **Lack of Local Healthcare Services in General: 15.6%**
- **Economic Challenges (E.g., poverty) and Poor Living Conditions: 12.5%**
- Healthcare Access & Quality of Care: 9.8%
- Transportation to Healthcare: 9.8%
- Unhealthy Environmental and Climate Factors: 9.8%
- Small Town and Isolation: 5.4%
- Transportation in General: 4.5%
- Other: 2.2%

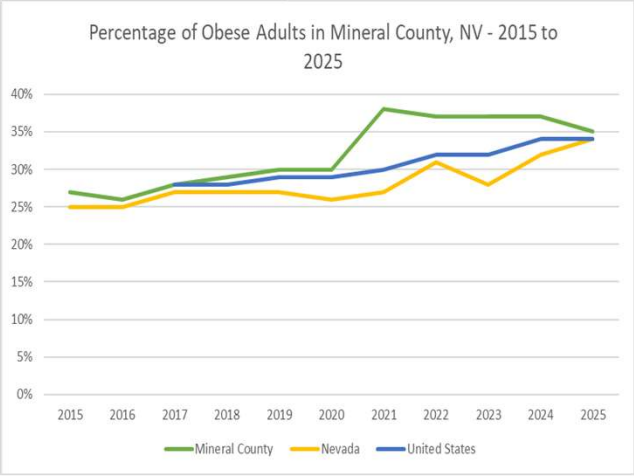
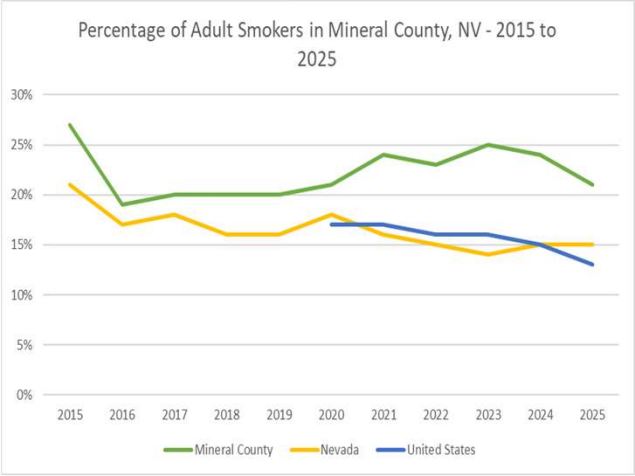
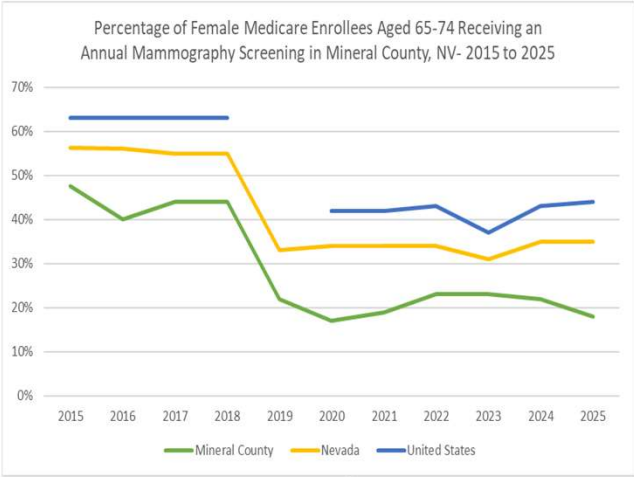


University of Nevada, Reno

**School of Medicine**



2025: Malignant neoplasms, Diseases of the Heart  
2024: Malignant neoplasms, Diseases of the Heart  
2023: Malignant neoplasms, Diseases of the Heart  
2022: Malignant neoplasms, Diseases of the Heart  
2020: Malignant neoplasms, Diseases of the Heart  
2020: Diseases of the Heart, Malignant neoplasms



---

Where do you most often go for your health care? (Q7)

Doctor's office:  
88.4%

Do you have a personal doctor or health care provider? (Q8)

Yes: 90.5%

Where do you go for health care? (Q13)

Hawthorne:  
64.1%

Reno:  
22.1%

How long has it been since you had a check-up? (Q14)

Within the past year:  
73.4%

Primary source of medical information? (Q15)

Family doctor or health care provider:  
62.0%

Internet:  
7.4%

Have you used services at MGGH in the past 12 months? (Q16 and 17)

Yes: 73.2%

Laboratory: 71.3%

Primary Care Clinic: 71.3%

Radiology and imaging: 56.7%

ER: 54.4%

Flu shots, vaccines, and/or immunizations: 30.4%

Have you used MGGH ER in the past 12 months? (Q10)

Yes: 56.7%

Average 2 visits per respondent

Have you used medical services outside MGGH in the past 12 months? (Q20a)

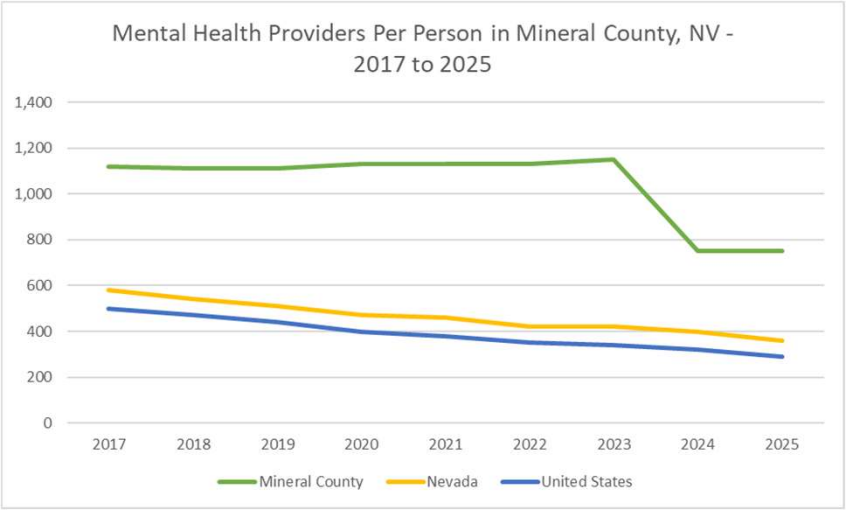
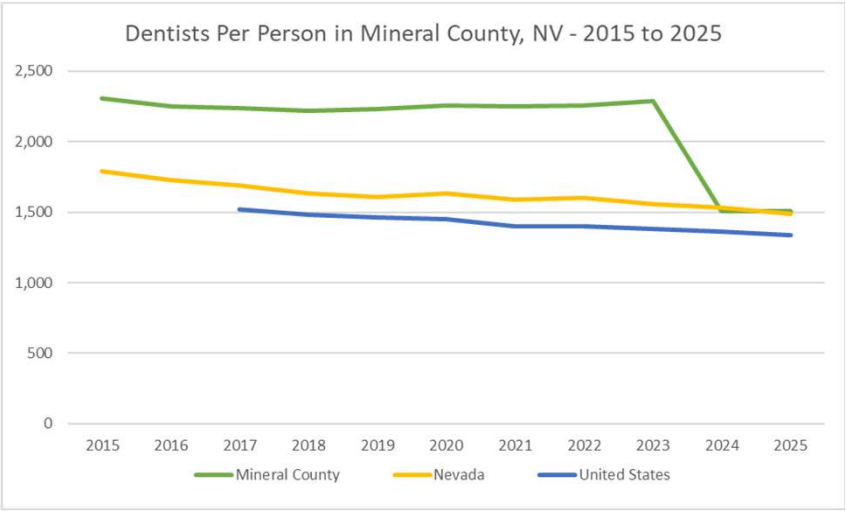
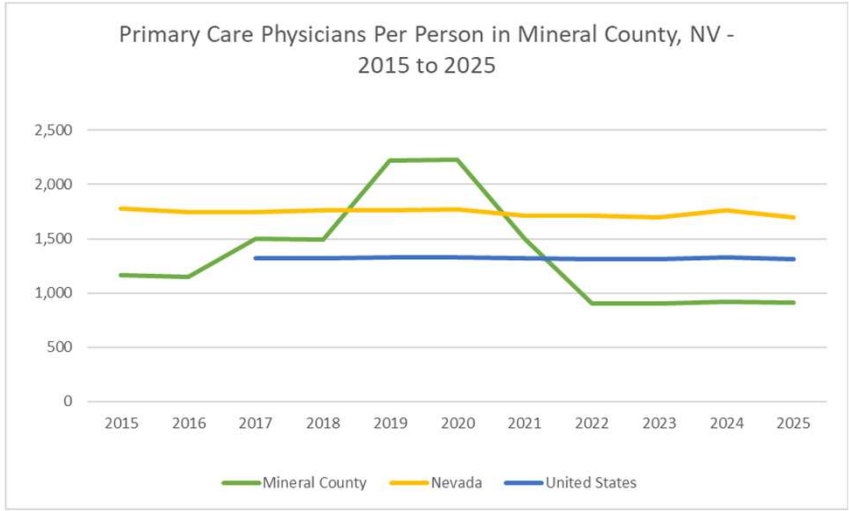
Yes: 86.6%

Why did you use services elsewhere? (Q20b)

Services not available locally: 55.1%

Referred to another hospital or medical provider: 15.3%

Quality of Care Considerations: 9.7%

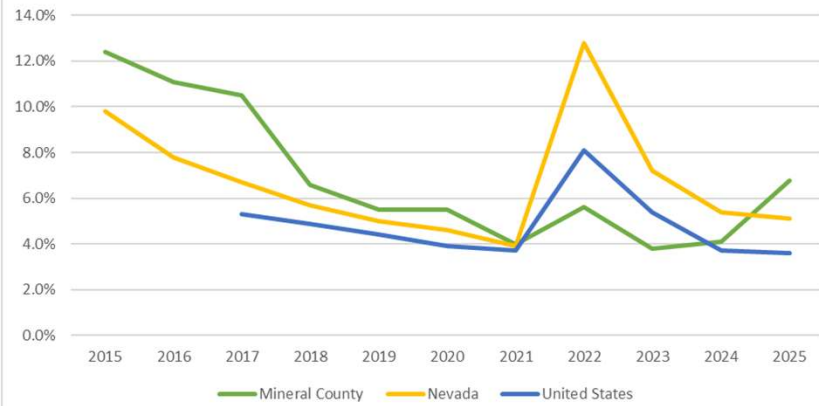


## WAS THERE A TIME IN THE PAST 12 MONTHS WHEN YOU NEEDED TO SEE A DOCTOR OR HEALTHCARE PROVIDER BUT COULD NOT BECAUSE OF, (Q9)

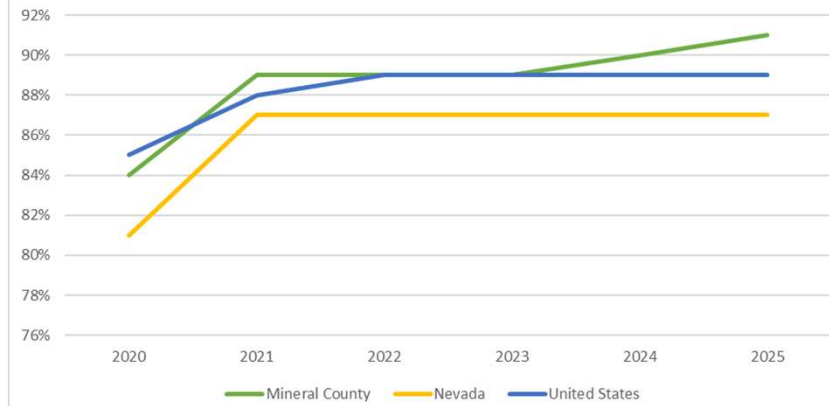
- N/A, I didn't experience any difficulties: 61.5%
- Appointment availability: 16.9%
- Costs: 11.3%
- Other: 9.1%
- Transportation barriers: 8.2%



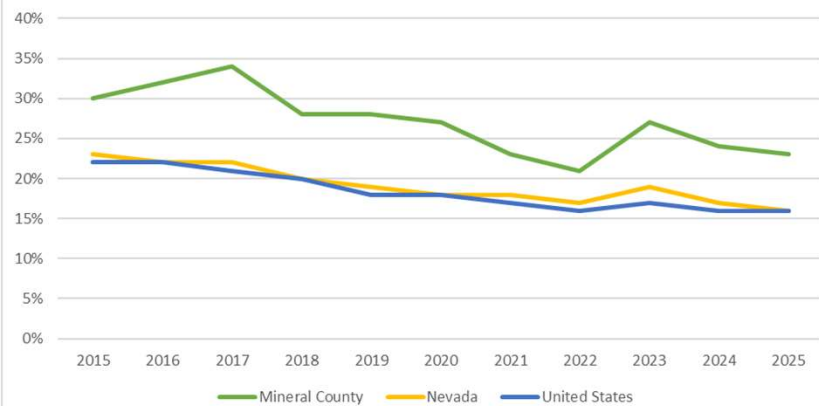
Percentage of Population Ages 16 and Older Unemployed in Mineral County, NV - 2015 to 2025



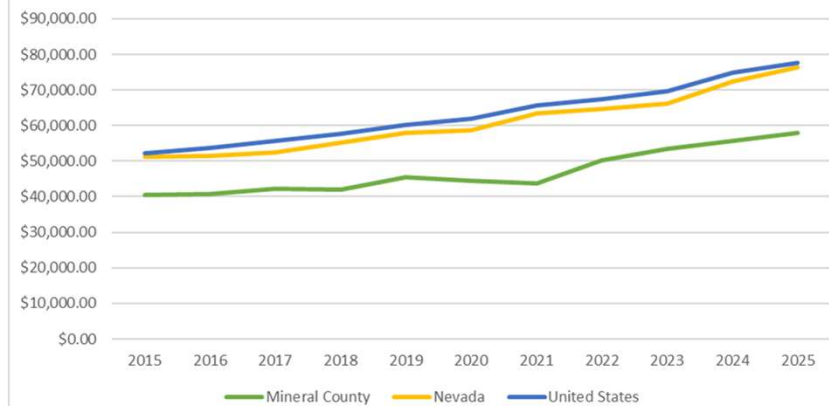
High School Graduation Rates in Mineral County, NV - 2020 to 2025



Percentage of Children Living in Poverty in Mineral County, NV - 2015 to 2025



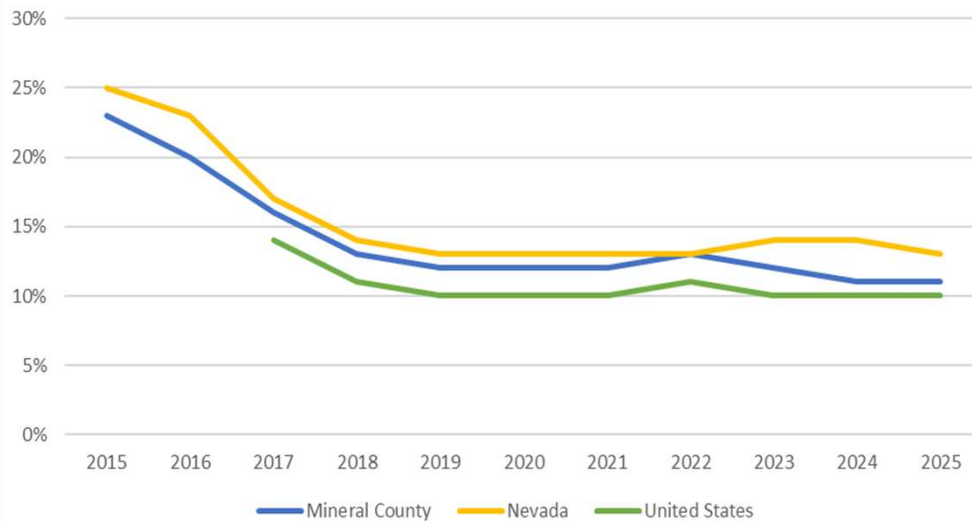
Median Household Income in Mineral County, NV - 2015 to 2025



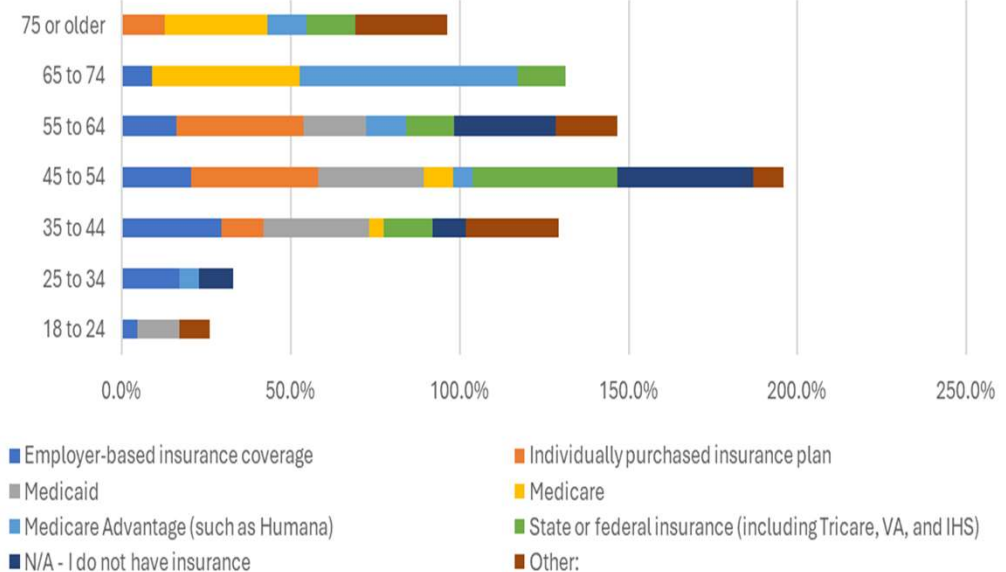
Do you have insurance? If so, which of the following best describes your current plan?  
(Q11)

For how long have you had health insurance coverage without a lapse in coverage? (Q12)

Percentage of the Population Under 65 Without Health Insurance in Mineral County, NV- 2015 to 2025

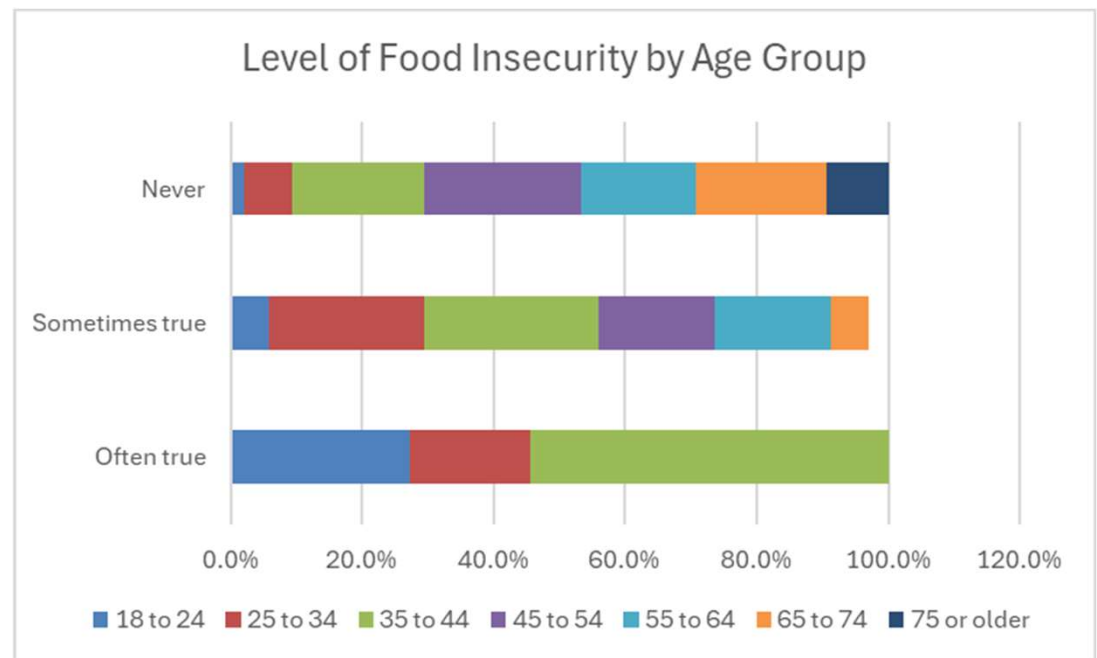


Age Group by Insurance Plan



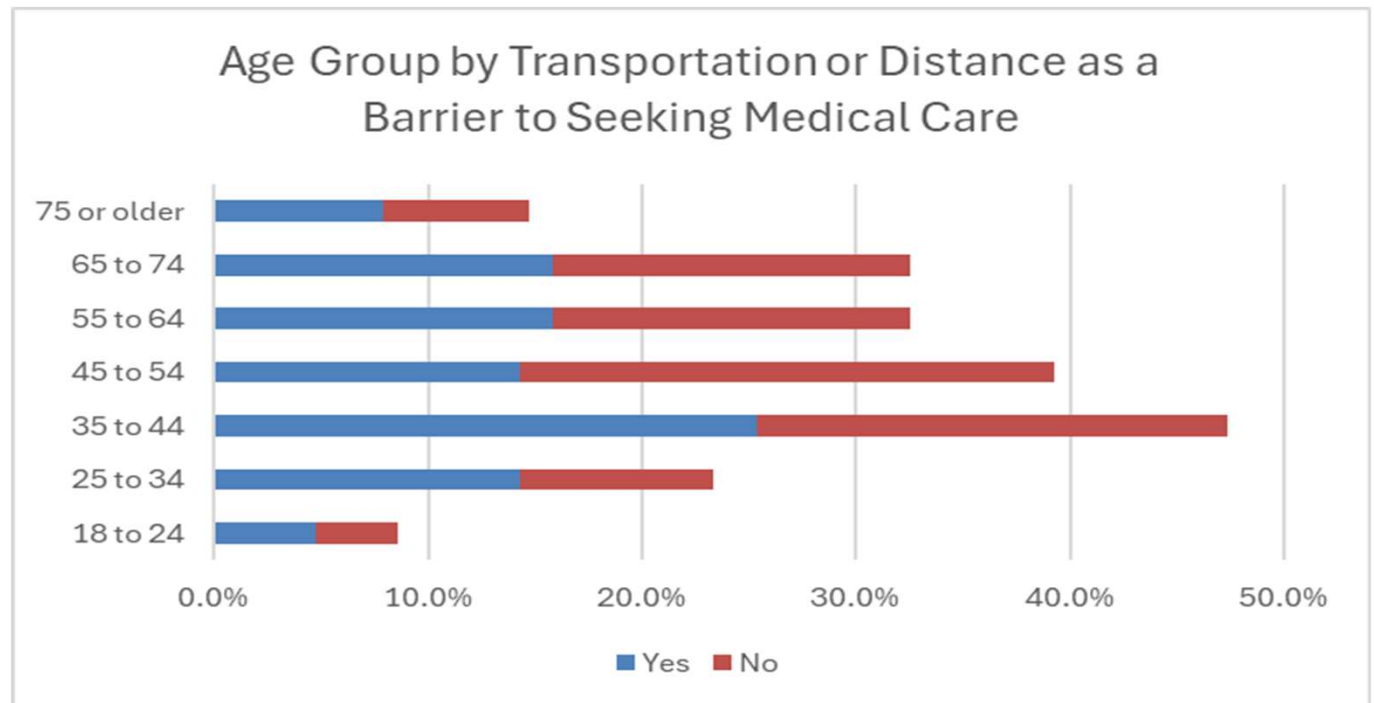
## IN THE PAST 12 MONTHS, HOW OFTEN WAS IT THE CASE THAT THE FOOD YOU BOUGHT JUST DIDN'T LAST AND YOU DIDN'T HAVE MONEY TO GET MORE? (Q21)

- Never: 72.4%
- Sometimes True: 17.2%
- Often True: 7.7%



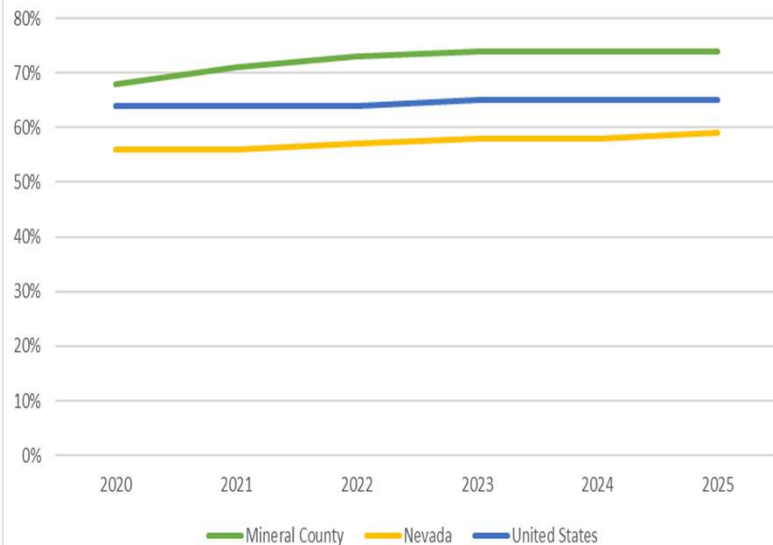
## DO YOU PUT OFF OR NEGLECT GOING TO THE DOCTOR BECAUSE OF DISTANCE OR TRANSPORTATION? (Q22)

- No: 67.1%
- Yes: 32.9%

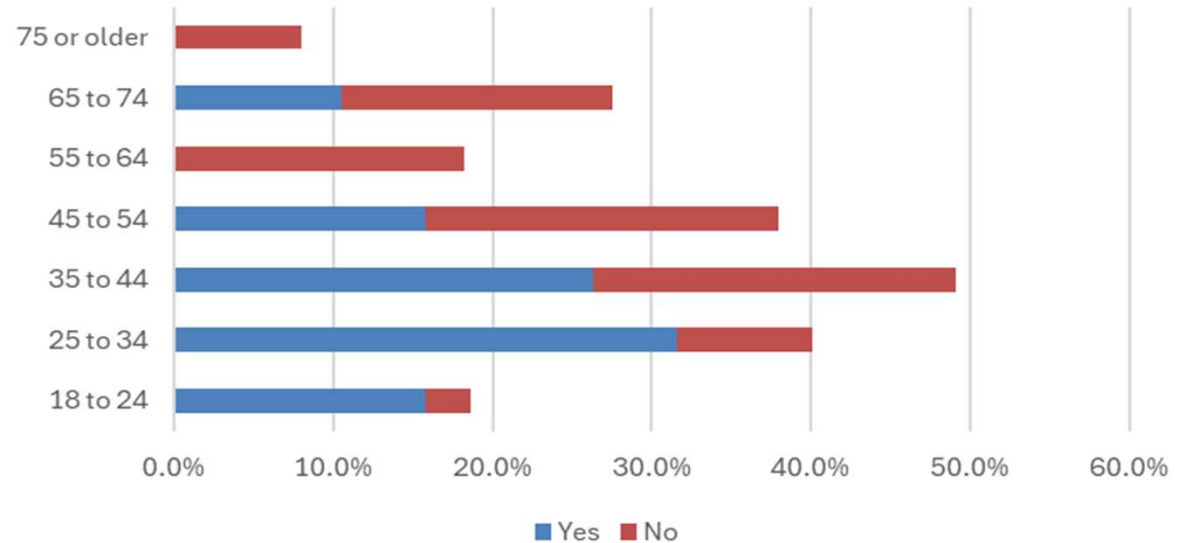


## ARE YOU WORRIED OR CONCERNED THAT IN THE NEXT COUPLE OF MONTHS YOU MAY NOT HAVE STABLE HOUSING THAT YOU OWN, RENT, OR STAY IN AS A PART OF A HOUSEHOLD? (Q23)

Percentage of Homes Owned by the Occupant  
(Home Ownership) in Mineral County, Nv - 2020 to 2025



Age Group by Housing Insecurity



---

Thinking back on your responses, what do you think is the top health or healthcare challenge facing your community? (Q27)

- Request for more specialists locally: 36.4%
- Limited healthcare services available locally: 25.7%
- Transportation barriers: 13.1%
- Cost of care and poor insurance coverage: 12.1%
- Quality of local healthcare: 11.2%

What changes or additions in healthcare services would you like to see in your community? (Q28)

- More specialty care locally: 33.5%
- More healthcare services in general: 20.0%
- Affordable healthcare and better insurance coverage: 13.0%
- Better quality of care: 12.4%
- Other: 11.4%

## Is there anything else you would like us to know? (Q29)

\*52 No or N/A responses removed

Thank you's  
and  
gratitude for  
the survey  
and hospital:  
31.6%

Healthcare  
quality and  
provider  
attitude:  
28.1%

Access to  
healthcare  
and  
resources:  
19.3%

Cost of  
healthcare:  
17.5%

Other:  
15.8%

More  
community  
resources:  
14.0%

Community  
outreach  
and  
engagement  
from the  
hospital:  
3.5%

---

Amanda Brown, MPH  
[anbrown@med.unr.edu](mailto:anbrown@med.unr.edu)

Laima Etchegoyhen, MPH  
[laimae@med.unr.edu](mailto:laimae@med.unr.edu)

THANK YOU!



University of Nevada, Reno  
**School of Medicine**